
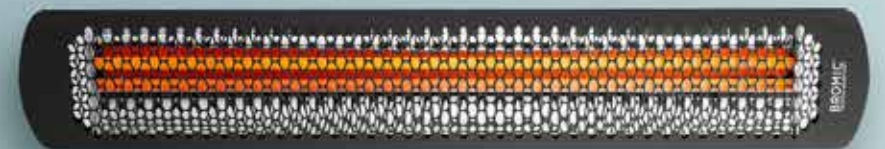


TUNGSTEN SMART-HEAT™ ELECTRIC

Our Tungsten Smart-Heat™ Electric series offers high performance radiant heating to outdoor and semi-enclosed spaces alike, with an industrial design style. It also boasts a high-temperature coating to suit all environments. With a stainless-steel construction, its durable element will emit a soft red glow to create a warm ambience in your space.



2000W & 4000W
BLACK



3000W & 6000W
BLACK

SPECIFICATIONS

Reference the specification guide below to help you select the correct solution for your needs.

MODEL NUMBER	2000 SERIES	3000 SERIES	4000 SERIES	6000 SERIES
PRODUCT CODE	2620262	2620263	2620264	2620265
FUEL TYPE	ELECTRIC	ELECTRIC	ELECTRIC	ELECTRIC
COLOUR	BLACK	BLACK	BLACK	BLACK
HEAT AREA	6M ²	9M ²	11M ²	11M ²
RATED CURRENT **	220 - 240V/8.3A	220 - 240V/12.5A	220 - 240V/16.6A	220 - 240V/25A
MINIMUM FLOOR CLEARANCE	WALL 1800MM CEILING 2400MM			

MOUNTING OPTIONS

CEILING MOUNT	✓	✓	✓	✓
WALL MOUNT	✓	✓	✓	✓
RECESSED FLUSH MOUNT	✓	✓	✓	✓
CEILING POLE MOUNT	✓	✓	✓	✓
TUBE SUSPENSION KIT PRODUCT CODE		2620228		
FREESTANDING	-	-	-	-

CONTROL OPTIONS

ON OFF	✓	✓	✓	✓
ON OFF PRODUCT CODE			2620275	
DIMMER	✓	✓	✓	✓
DIMMER PRODUCT CODE			2620276	
MASTER REMOTE *	✓	✓	✓	✓
MASTER REMOTE PRODUCT CODE			2620277	

* Control up to six zones of heaters with unlimited heaters per zone from a single remote control. Dimmer controller required. Control operates within 30m of heaters.

** Black models only.

Measurements displayed within this document are minimum requirements for installation.

Bromic takes no responsibility for incorrect or non-compliant installations.


All measurement in this document are displayed in mm.

DIMENSIONS

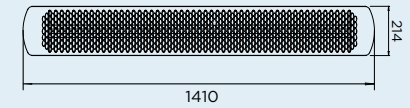
With a wide range of sizes available, find the ideal heater to suit your outdoor space.

PROFILE

2000W & 4000W




3000W & 6000W




CEILING RECESS

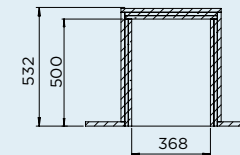
CEILING RECESS FRAME 2000W & 4000W



CEILING RECESS FRAME 3000W & 6000W

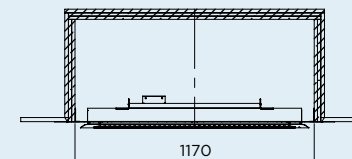


CEILING RECESS

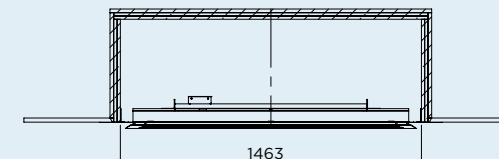


MINIMUM
CEILING
CAVITY

2000W & 4000W



3000W & 6000W

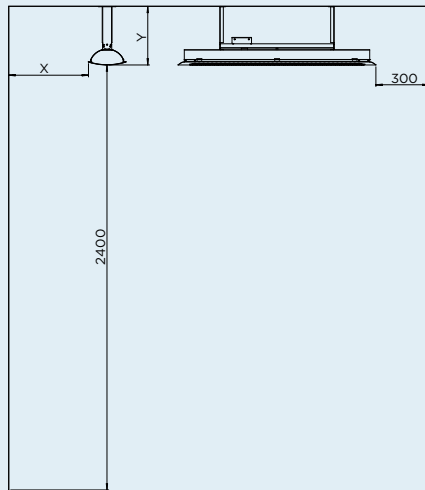


MOUNT OPTIONS

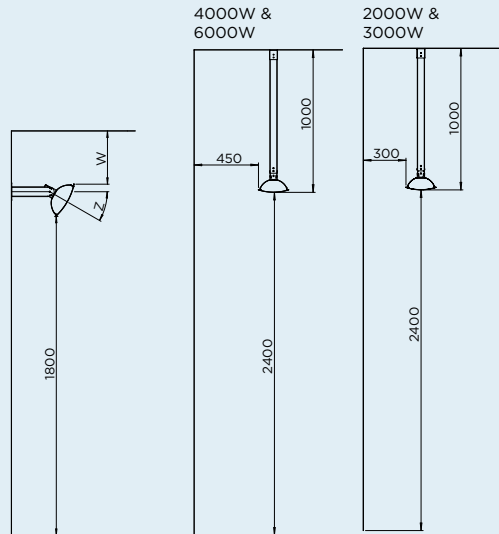
With a wide array of mounting options, Bromic offers solutions to complete any décor and provide functionality for ambiance and comfort.

CEILING & WALL MOUNT

CEILING MOUNT CLEARANCE

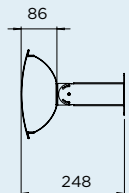


CEILING POLE CLEARANCE

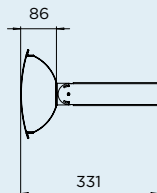


HEATER SIZE	X	Y	W	Z
2000 & 3000 W	300	250	120	45°
4000 & 6000 W	450	330	300	30°

WALL BRACKET



2000W & 3000W

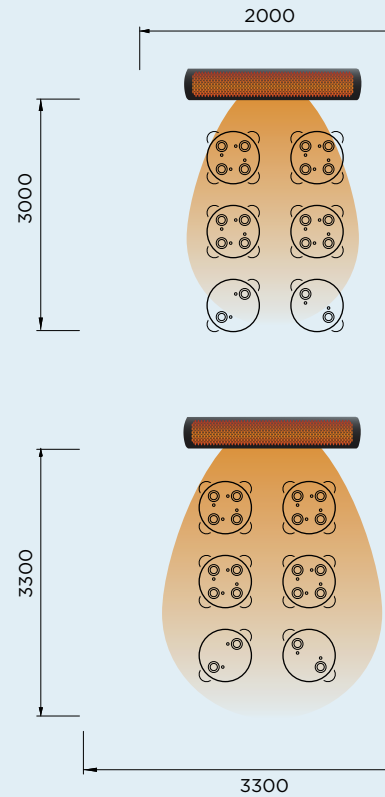


4000W & 6000W

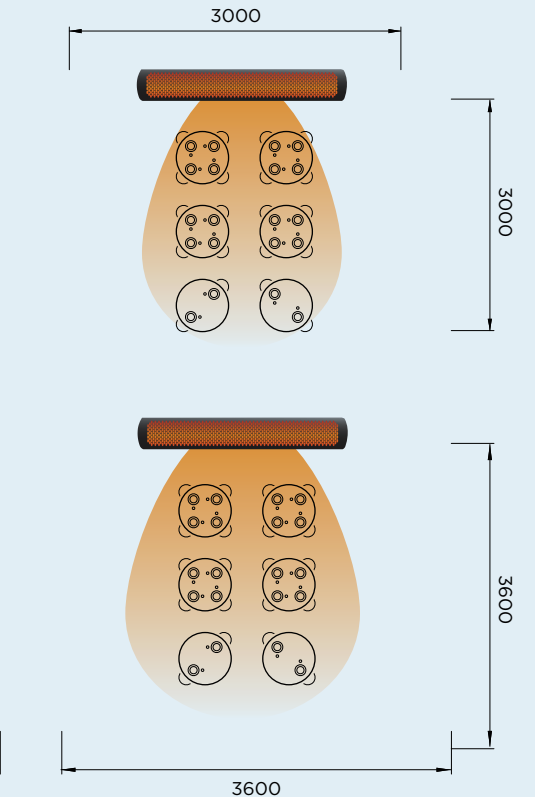
HEATING REACH

Creating ideal comfort levels, Bromic heaters offer a variety of heat distribution to suit your outdoor heating needs.

2000W & 4000W SERIES



3000W & 6000W SERIES



CONTROL OPTIONS



ON | OFF CONTROL



DIMMER CONTROL



MASTER REMOTE



EXTEND YOUR COMFORT OUTDOORS
WITH THE SUPERIOR HEAT AND
AWARD-WINNING DESIGN OF OUR
SMART-HEAT™ OUTDOOR HEATERS.

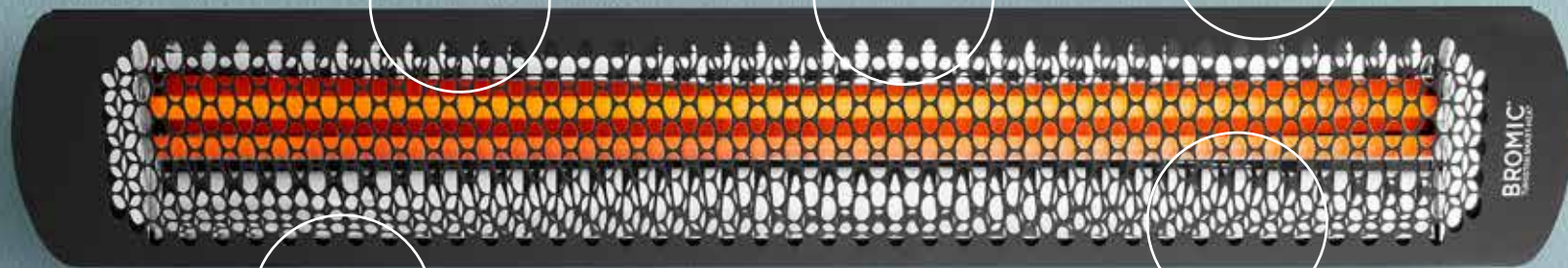
HIGH PERFORMANCE

Matte finish stainless-steel construction

**TOTAL MOUNTING
FLEXIBILITY**

ANGLED BRACKET

Provides precise
directional heat



**PATENTED
PERFORMANCE**

Superior wind resistance

UNIQUE DESIGN
Honeycomb fascia enables
precise heat distribution

BROMIC.COM

ASIA PACIFIC | NORTH AMERICA | EUROPE

Bromic pursues a policy of continuing improvement in design and performance of its products. The right is therefore reserved to vary specifications without notice.