


## IT KNT 004 / IT KNT 012

### 4/12-channel Switch Actuators

#### Description

- Modular switch actuators with 4 or 12 output channels for EIB/KNX Bus installations.
- It is able to switch 4 or 12 independent electrical AC loads or three-phase loads by the switch actuators with maximum output of 16A per output
- Manual operation on device by switch (even without bus connection).
- There are same following programming functions for each output:
  - Time function: on/off delay.
  - Staircase function with the warning and adjustable staircase lighting time.
  - Scene, preset control: 8bit/1bit.
  - Logic operation: AND, OR, XOR, gate function.
  - Status response.
  - Forced operation and safe function.
  - Threshold function setup.
  - Control of electro thermal valve function.
  - Selection of preferred status after bus voltage failure and recovery.
- Modular housing for DIN-rail mounting. 4/12-module wide.
- Programming and commissioning by ETS3 or later.



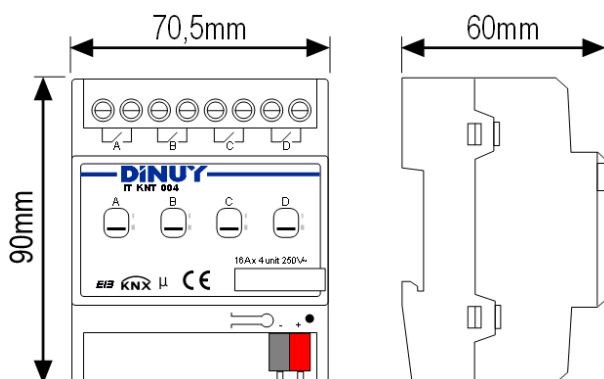
#### Technical characteristics

Reference	IT KNT 004 / IT KNT 012
External Power Supply	230V~ 50/60Hz
Power by the Bus	21 ~ 32Vdc
Consumption	< 12mA
Nº Channels	IT KNT 004: 4 / IT KNT 012: 12
Rated Current	16 <sup>a</sup> per channel
Programation by ETS	ETS3 or later versions
KNX	PT1
Start up	System Mode
Mounting	DIN rail
Dimensions	IT KNT 004: 4 modules wide IT KNT 012: 8 modules wide
Working Temperature	-5°C ~ +45°C
Protection Degree	IP20
Directives	Security 73/23/EEC EMC 204/108/EC
According to the Standard	KNX Standard 2.0 EN60669-1, 2-1, 2-3

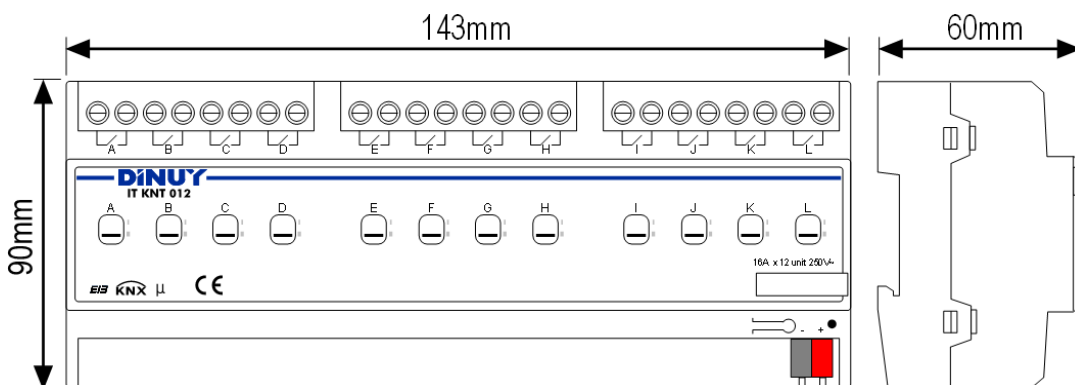
#### Dimensions

## IT KNT 004 / IT KNT 012 4/12-channel Switch Actuators

IT KNT 004:



IT KNT 012:



### Wiring Diagram

